

# Profile of Automotive (AUT) Program Students (past four years)

**TRAC**

Triton Reports and Analytics Center

## Profile of Students Currently Enrolled in AUT Programs: Fall 2023

Last Updated on August 12, 2023

Click on a Program Area to view the profile.

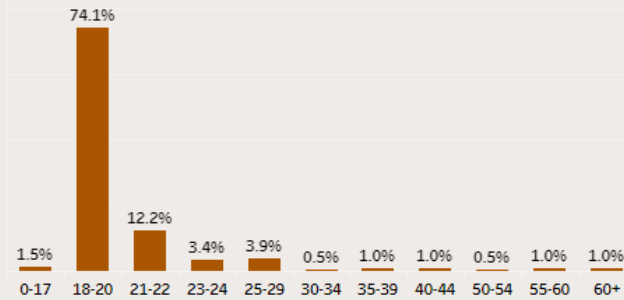
- Program Area 2
- ARC
- AUT**
- BES
- BIS
- BUS
- CE.
- CIS
- CJA
- CMA
- DMS
- ECE
- EDU
- EMS
- ENG
- ENT
- FIR
- GEN
- HIA
- HRT
- HSE
- MAT
- NAS
- NUR
- OPH
- RAS
- REN
- SCI
- SOC
- SRT
- VIC
- VPA

Unduplicated Headcount

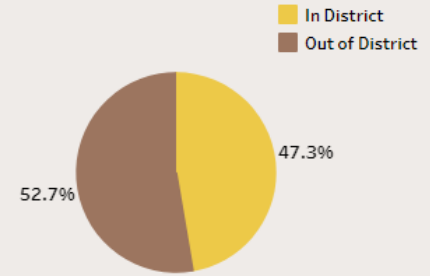
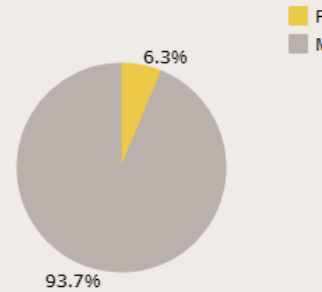
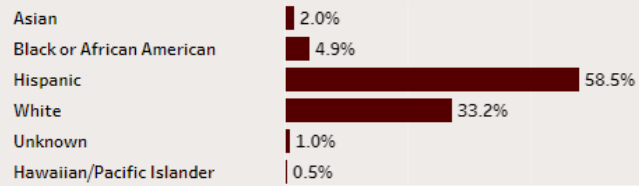
**205**

Full Time	127
Part Time	78

### Age Distribution

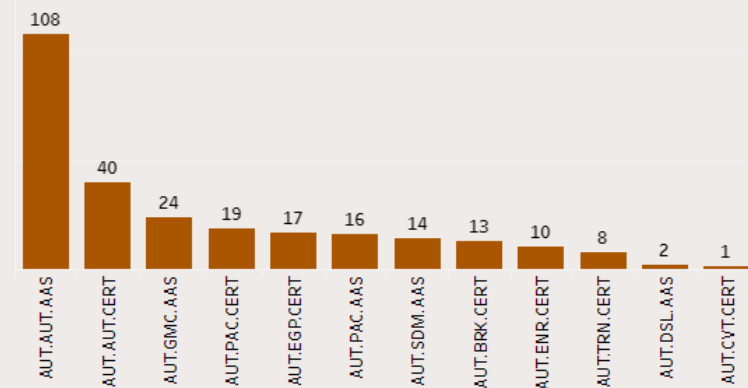


### Race/Ethnicity



Click on a bar to view the profile for that program

### Headcount Enrollment by Program



# Profile of Students Currently Enrolled in AUT Programs: Fall 2022

Last Updated on December 10, 2022

Click on a Program Area to view the profile.


- Program Area 2
- ARC
- AUT**
- BES
- BIS
- BUS
- CE.
- CIS
- CJA
- CMA
- DMS
- ECE
- EDU
- EMS
- ENG
- ENT
- FIR
- GEN
- HIA
- HRT
- HSE
- MAT
- NAS
- NUR
- OPH
- RAS
- REN
- SCI
- SOC
- SRT
- VIC
- VPA

Unduplicated Headcount

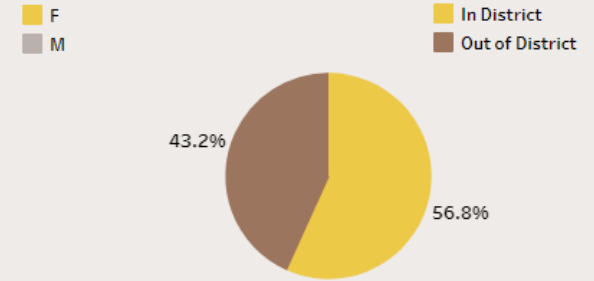
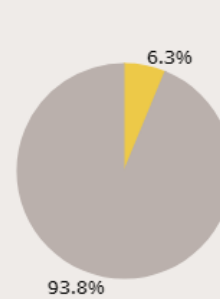
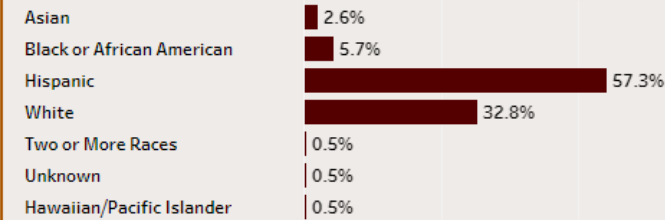
**192**

Full Time	119
Part Time	73

### Age Distribution

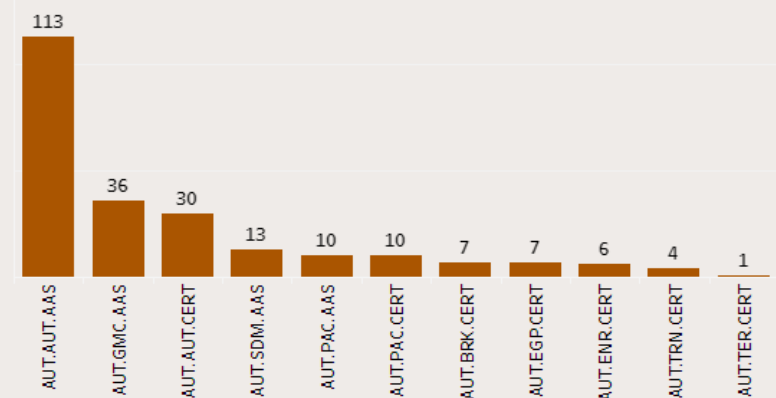


### Race/Ethnicity



(Click on a bar to view the profile for that program)

### Headcount Enrollment By Program



# Profile of Students Currently Enrolled in AUT Programs: Fall 2021

Last Updated on September 25, 2021

Click on a Program Area to view the profile.

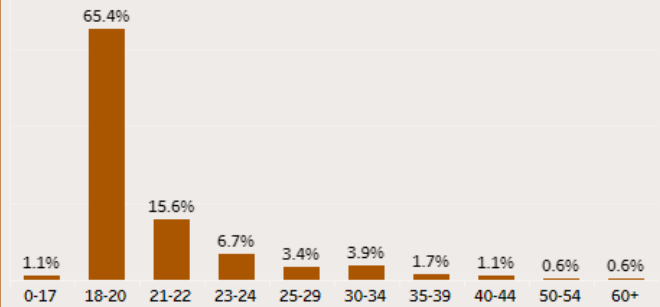
- Program Area 2
- ARC
- AUT**
- BES
- BIS
- BUS
- CE.
- CIS
- CJA
- CMA
- DMS
- ECE
- EDU
- EMS
- ENG
- ENT
- FIR
- GEN
- HIA
- HRT
- HSE
- MAT
- NAS
- NUM
- NUR
- OPH
- RAS
- REN
- SCI
- SOC
- SRT
- VIC
- VPA

Unduplicated Headcount

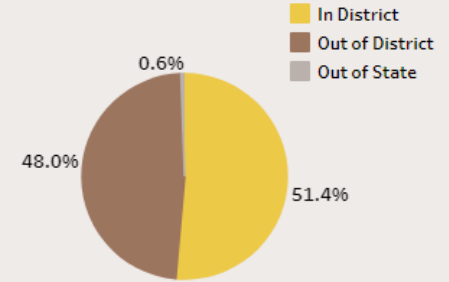
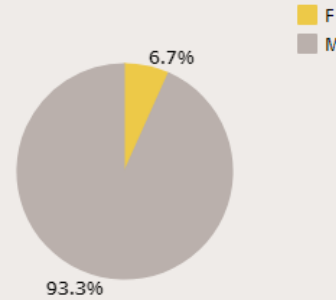
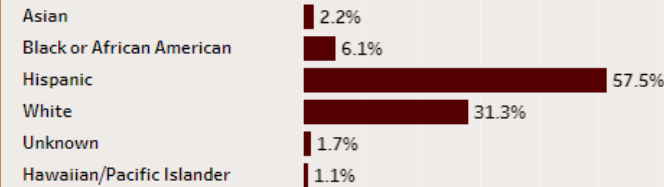
**179**

Full Time	125
Part Time	54

### Age Distribution

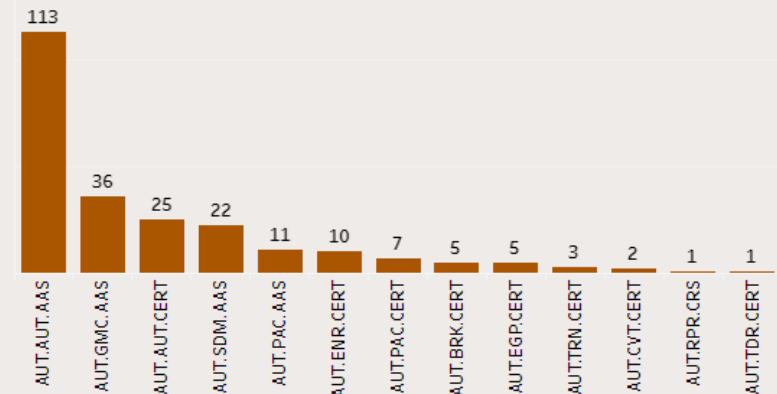


### Race/Ethnicity



(Click on a bar to view the profile for that program)

### Headcount Enrollment by Program



## Profile of Students Currently Enrolled in AUT Programs: Fall 2020

Last Updated on December 12, 2020

Click on a Program Area to view the profile.

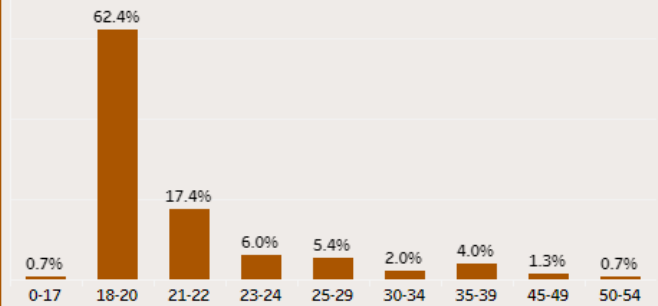
- Program Area ▲
- ARC
- AUT**
- BES
- BIS
- BUS
- CE.
- CIS
- CJA
- CMA
- DMS
- ECE
- EDU
- EMS
- ENG
- ENT
- FIR
- GEN
- HIA
- HRT
- HSE
- MAT
- NAS
- NUM
- NUR
- OPH
- RAS
- REN
- SCI
- SOC
- SRT
- VIC
- VPA

Unduplicated Headcount

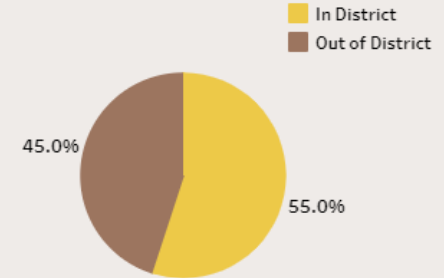
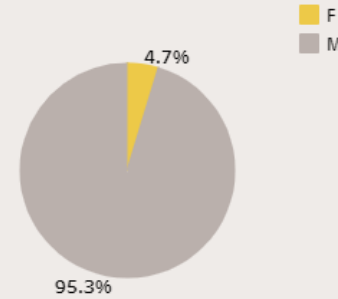
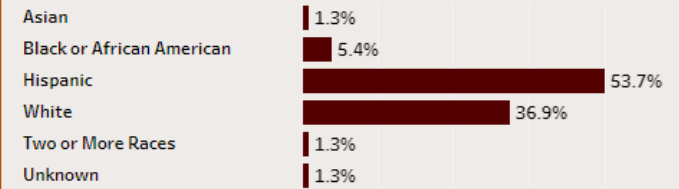
### 149

Full Time	102
Part Time	47

### Age Distribution

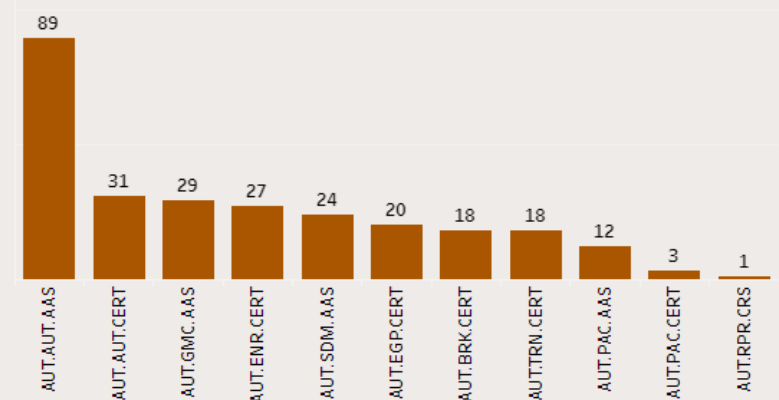


### Race/Ethnicity

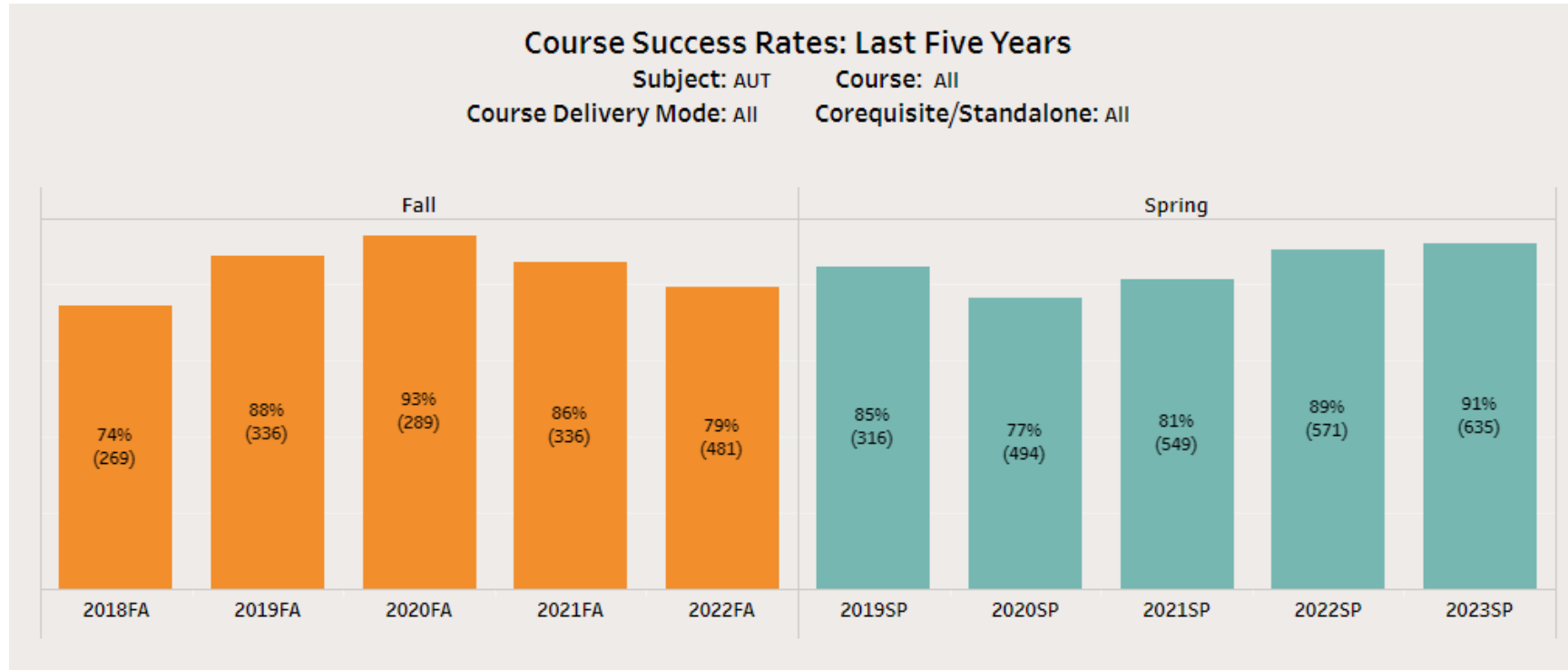


(Click on a bar to view the profile for that program)

### Headcount Enrollment by Program



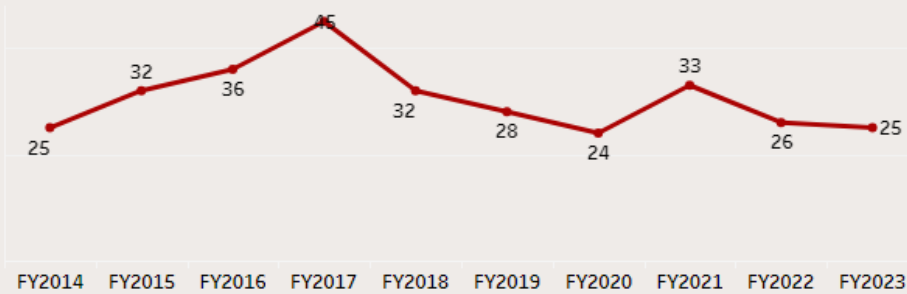
## Automotive Course Success Rates (past five years)



# Automotive Program Completions for Accredited Programs (last ten years)

## Completions by Fiscal Year

### Number of Completers



Program Area

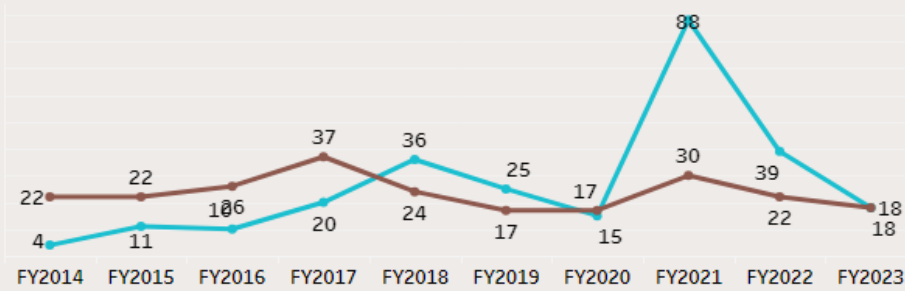
AUT

Program

(Multiple values)

- (All)
- AUT.AUT.AAS
- AUT.AUT.CERT
- AUT.BRK.CERT
- AUT.CVT.CERT
- AUT.EGP.CERT
- AUT.ENR.CERT
- AUT.GMC.AAS
- AUT.PAC.AAS
- AUT.PAC.CERT
- AUT.SDM.AAS
- AUT.TRN.CERT

### Number of Degrees/Certificates



**Automotive Program Completions for All Programs (last ten years)**

<b>Curr Code</b>	<b>CIP</b>	<b>Program Code</b>	<b>Program Title</b>	<b>FY 2014</b>	<b>FY 2015</b>	<b>FY 2016</b>	<b>FY 2017</b>	<b>FY 2018</b>	<b>FY 2019</b>	<b>FY 2020</b>	<b>FY 2021</b>	<b>FY 2022</b>	<b>FY 2023</b>	<b>Grand Total</b>
C 247C	47.0604	AUT.GMC.AAS	General Motors/AC Delco AAS	4	8	11	13	5	4		14	6	4	69
C 247D	47.0604	AUT.AUT.AAS	Automotive Technology AAS	15	12	12	15	13	7	9	8	9	11	111
C 247E	47.0604	AUT.SDM.AAS	Automotive Service Dept Management AAS	3	2	3	9	6	6	8	8	7	3	55
C 247J	47.0604	AUT.PAC.AAS	Honda/Acura (PACT) AAS									2	2	4
C 347C	47.0604	AUT.AUT.CERT	Automotive Technology Certificate	3	5	9	3	8	10	4	14	9	2	67
C 347J	47.0604	AUT.PAC.CERT	Honda/Acura (PACT) Certificate								6	3	4	13
C 447B	47.0604	AUT.BRK.CERT	Automotive Brake and Suspension Certificate	1	2		7	9	4	2	19	8	4	56
C 447C	47.0604	AUT.EGP.CERT	Engine Performance Certificate				1	7	3	1	18	7	3	40
C 447D	47.0604	AUT.ENR.CERT	Light Vehicle Maintenance Certificate		4	1	5	7	4	7	19	8	7	62
C 447E	47.0604	AUT.TRN.CERT	Transmission Repair Certificate				4	5	4	1	18	7	2	41
C 447G	47.0613	AUT.CVT.CERT	Truck Brake and Suspension Certificate									8	0	8
<b>Total</b>				<b>26</b>	<b>33</b>	<b>36</b>	<b>57</b>	<b>60</b>	<b>42</b>	<b>32</b>	<b>124</b>	<b>74</b>	<b>42</b>	<b>526</b>

**2021-2022 ASE Entry-Level Testing Pass Rate**

Score	Number	Percentage
Pass	175	92.6%
Fail	14	7.4%
Total	189	100.0%

**2021-2022 ASE Entry-Level Testing Pass Rate by Test Category (Post-test)**

ASE Test Category	Pass	Fail	Total	% Pass
Automatic Transmission and Transaxle	25	3	28	89.3%
Brakes	36	4	40	90.0%
Electrical/Electronic Systems	33	2	35	94.3%
Engine Performance	14	3	17	82.4%
Engine Repair	23	1	24	95.8%
Heating and Air Conditioning	10	1	11	90.9%
Maintenance and Light Repair	15	0	15	100.0%
Manual Drive Train and Axles	1	0	1	100.0%
Suspension and Steering	18	0	18	100.0%
<b>Grand Total</b>	<b>175</b>	<b>14</b>	<b>189</b>	<b>92.6%</b>



**2022-2023 ASE Entry-Level Testing Pass Rate**

**Pre-Test**

Score	Number	Percentage
Pass	28	60.9%
Fail	18	39.1%
Total	46	100.0%

**Post-Test**

Score	Number	Percentage
Pass	185	82.2%
Fail	40	17.8%
Total	225	100.0%

**2022-2023 ASE Entry-Level Testing Pass Rate by Test Category (Pre-test)**

ASE Test Category	Pass	Fail	Total	% Pass
Automatic Transmission and Transaxle	18	9	27	66.7%
Engine Repair	3	6	9	33.3%
Suspension and Steering	7	3	10	70.0%
<b>Grand Total</b>	<b>28</b>	<b>18</b>	<b>46</b>	<b>60.9%</b>

**2022-2023 ASE Entry-Level Testing Pass Rate by Test Category (Post-test)**

ASE Test Category	Pass	Fail	Total	% Pass
Automatic Transmission and Transaxle	25	3	28	89.3%
Brakes	13	2	15	86.7%
Electrical/Electronic Systems	26	10	36	72.2%
Engine Performance	28	0	28	100.0%
Engine Repair	12	7	19	63.2%
Heating and Air Conditioning	8	0	8	100.0%
Maintenance and Light Repair	12	3	15	80.0%
Manual Drive Train and Axles	26	9	35	74.3%
Suspension and Steering	35	6	41	85.4%
<b>Grand Total</b>	<b>185</b>	<b>40</b>	<b>225</b>	<b>82.2%</b>